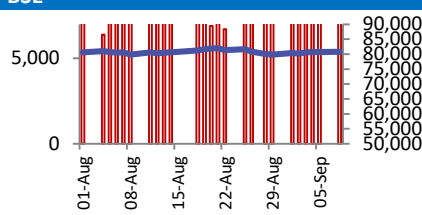
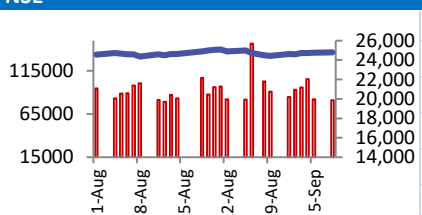


BSE			NSE		
 <p>5,000</p> <p>0</p> <p>01-Aug 08-Aug 15-Aug 22-Aug 29-Aug 05-Sep</p>	Open	81504	 <p>115000</p> <p>65000</p> <p>15000</p> <p>1-Aug 8-Aug 15-Aug 22-Aug 29-Aug 5-Sep</p>	Open	24991
	High	81644		High	25036
	Low	81235		Low	24915
	Close	81425		Close	24973
	Change	324		Change	105
	Volume (Lacs)	8098		Volume(Lacs)	39896
	Turnover (Rs.inCr)	12856		Turnover(Rs.in Cr)	102041

World Markets	Current	Previous	Pt. Chg	Var(%)
Dow	45491	45711	(220)	-0.48%
Dow Futures	45568	45540	28	0.06%
Nasdaq	21886	21879	7	0.03%
FTSE	9225	9243	(17)	-0.19%
Nikkei	44272	43838	434	0.99%
Hang Seng	26004	26200	(196)	-0.75%
Gift Nifty	25094	25073	21	0.08%
Straits Singapore	4345	4346	(1)	-0.03%
South Korea	3328	3315	13	0.40%
Taiwan	25443	25193	251	0.99%
Shanghai	3821	3812	9	0.23%

Commodity Prices	Current	Previous	Pt. Chg	Var(%)
Copper (\$/MT)	10013	9914	99	1.0%
Alumin (\$/MT)	2625	2623	3	0.1%
Zinc (\$/MT)	2887	2856	31	1.1%
Brent Crude (\$/bbl)	67	67	(0)	0.0%
Gold (\$/Ounce)	3636	3641	(4)	-0.1%
Silver (\$/Ounce)	41	41	(0)	-0.2%
Light Crude (\$/bbl)	64	64	(0)	-0.1%
N G (\$/mmbtu)	3	3	(0)	-0.3%
Sugar (\$/MT)	467	464	3	0.7%
Rubber (Rs./kg)	189	191	(2)	-1.0%
Baltic Dry Index	2112	2079	33	1.6%

Currency Exchange Rate	Current	Previous	Var(%)
Rs./ \$ rate	88.10	88.12	-0.02%
Rs./ Euro	103.20	103.69	-0.47%
Rs./Chinese Yuan	12.37	12.37	-0.02%
Yen / \$ rate	147.46	147.46	0.00%
\$ US/Euro	1.17	1.17	0.01%

Dollar Index	Current	Previous	Var(%)
Dollar Index	97.85	97.78	0.07%

Support/ Resistance Levels for Today		
	Nifty	Bank Nifty Fut
Support 1	24900	54540
Support 2	24840	54300
Resistance	25040	55040

Securities in Ban For Trade
RBLBANK

Market Review

US: The S&P 500 reached fresh highs on Wednesday after a reading on wholesale prices unexpectedly declined, a welcome development for investors clamoring for a Federal Reserve rate cut next week to boost the economy.

Asia: Asian stock markets traded in mixed fashion on Thursday amid caution ahead of U.S. consumer inflation data, while Japan's Nikkei index scaled new record highs amid political unrest in the country.

India: The Indian equity benchmark indices, ended in green on Wednesday on Wednesday, driven by positive sentiment surrounding India-US trade negotiations. **Market is expected to open on a flattish note and likely to witness range bound move during the day.**

Global economy: Japan's wholesale inflation accelerated in August on steady rises in food costs, highlighting sticky inflationary pressure that may keep alive market expectations of a near-term interest rate hike. The data, seen as a leading indicator of consumer prices, will likely be among factors that the Bank of Japan will scrutinise at its next policy meeting on September 18-19. The corporate goods price index, which measures the price companies charge each other for their goods and services, rose 2.7% in the year to August, matching market forecasts and accelerating from a revised 2.5% increase in July.

The Energy Information Administration's saw a surprising increase in U.S. crude oil inventories, significantly exceeding market forecasts. The actual number of barrels of commercial crude oil held by U.S. firms rose to 3.939 mn, a substantial leap from the anticipated decrease of 1.900 mn. This unexpected rise in crude inventories not only surpassed the forecasted decline but also showed a stark contrast to the previous week's inventory count. The prior week had seen an inventory level of 2.415 mn, demonstrating a significant rise of over 1.5 mn barrels within a week.

Commodities: Oil prices remained stable on Thursday after a previous surge, influenced by both geopolitical tensions and economic factors.

Gold steadied near a record high on Thursday, as softer-than-expected U.S. producer prices data reinforced expectations of a Federal Reserve interest rate cut next week, while investors awaited U.S. consumer inflation data due later in the day.

Currency: The dollar has been beaten down this year as investors have priced in a resumption of the Federal Reserve's rate-cutting cycle. But even if lower nominal rates are already reflected in the greenback's price, lower 'real' rates may not be.

FII Derivative Transactions (Rs. Cr)

Contracts	Purchase		Sell		Net	Open Interest (OI)		OI (Previous day)		Change	
	Contract	Value	Contract	Value		Contract	Value	Contract	Value	Contract	Value
Index Future	16562	3126	12852	2428	698	233988	44013	229886	42990	4102	1023
Index Option	3672778	689285	3743457	702727	(13442)	1550711	291038	1235358	230898	315353	60140
Stock Future	266030	18227	257360	17973	254	5461687	384235	5462235	381611	(548)	2624
Stock Option	335855	23861	330316	23527	334	362367	25148	346130	23992	16237	1156
Total	4291225	734499	4343985	746655	(12156)	7608753	744434	7273609	679491	335144	64943

FII All Activity-BBG (Rs Cr)		Buy	Sell	Net
1-Sep-25		10827	12479	(1652)
2-Sep-25		10045	10982	(937)
3-Sep-25		12336	13020	(685)
4-Sep-25		23473	23649	(176)
9-Sep-25		22644	22073	571
Month to date- Sep		79325	82204	(2879)
FII (Prov.) (Rs Cr)		Buy	Sell	Net
4-Sep-25		12263	12369	(106)
5-Sep-25		8096	9401	(1305)
8-Sep-25		8229	10399	(2170)
9-Sep-25		11897	9846	2050
10-Sep-25		12604	12719	(116)
Month to date-Sep		82352	88254	(5902)
DII (Prov.) (Rs. Cr)		Buy	Sell	Net
4-Sep-25		16588	14355	2233
5-Sep-25		10633	8812	1821
8-Sep-25		11081	8066	3014
9-Sep-25		10423	10340	83
10-Sep-25		16277	11272	5004
Month to date-Sep		106055	84509	21546
FII Debt - BBG (Rs. Cr)		Buy	Sell	Net
1-Sep-25		1103	1245	(142)
2-Sep-25		5291	3086	2205
3-Sep-25		2335	2110	225
4-Sep-25		3488	5138	(1650)
9-Sep-25		2506	2490	16
Month to date- Sep		14723	14069	654

Market Breadth	BSE		NSE	
	No.	%	No.	%
Advance	2348	55%	1769	58%
Decline	1785	42%	1237	40%
Unchanged	152	4%	64	2%

Market Turnover	10-Sep	09-Sep	Var (%)
BSE Cash	10727	13116	-18%
NSE Cash	80859	81938	-1%
NSE Futures	95931	64351	49%
NSE Options	10654188	51099832	-79%
Total (Rs.Cr)	10841705	51259237	-79%

Volatility Index	10-Sep	09-Sep
Volatility Index	10.54	10.69

Index PE - TTM	10-Sep	Yr. High	Yr. Low
Sensex	22.5	25.2	20.3
Nifty	21.9	24.4	19.6

Corporate News
Dr. Reddy's shares in focus after \$50.5 mn acquisition marking anti-vertigo foray

Hyderabad-based drugmaker Dr. Reddy's Laboratories has entered into a definitive agreement with Janssen Pharmaceutica NV (JPNV), an affiliate of Johnson & Johnson, to acquire Stugeron and its locally recognised brands Stugeron Forte and Stugeron Plus, for \$50.5 mn. The deal spans 18 markets across the APAC and EMEA regions, with India and Vietnam identified as key markets. (CNBC)

Premier Explosives secures order from Defence Ministry

Co Ltd has received an order for an amount of Rs 7.83 cr from the Ministry of Defence, Government of the Republic of India for procurement of Counter Measures, to be delivered within a period of 12 months. (BT)

Jupiter Wagons bags ₹113 cr FIAT axle order from railways ministry

Jupiter Tatravagonka Railwheel Factory Pvt. Ltd., has received a Letter of Acceptance from the Ministry of Railways for the supply of 9,000 FIAT axles used in LHB coaches. The order valued at approximately ₹113 cr, was issued by the Railway Board. (CNBC)

Economy
Indian shrimp export industry to witness 12% revenue decline in FY26: Report

Indian shrimp exporters face a projected 12% revenue decline in FY26 due to steep US tariffs, impacting their competitiveness against rivals like Ecuador. This tariff, effective August 27, significantly erodes India's cost advantage, compressing margins by 150 bps and increasing working capital stress. (ET)

Cabinet clears key road and rail projects worth Rs 7,616 cr for poll-bound Bihar

The Union Cabinet has sanctioned Rs 7,616 cr for infrastructure projects, including a four-lane highway between Mokama and Munger and the doubling of the Bhagalpur–Dumka–Rampurhat railway line. These initiatives aim to improve connectivity, reduce congestion, and boost economic activity across Bihar, Jharkhand, and West Bengal, generating employment and facilitating freight movement. (ET)

International
Chinese EV tech is reshaping global auto design

Chinese consumers, Audi built the AUDI E5 Sportback in just 18 months using technology provided by Chinese partner SAIC, including batteries, electric powertrain, infotainment software and advanced driving assisted systems. (Invst)

Top 5 Nifty Gainers	10-Sep	09-Sep	Var(%)
BEL	388	372	4.3%
WIPRO	256	249	2.6%
HCLTECH	1464	1427	2.6%
HDFCLIFE	778	761	2.2%
BAJFINANCE	968	948	2.1%
Top 5 Nifty Losers	10-Sep	09-Sep	Var(%)
M&M	3604	3696	-2.5%
MARUTI	15108	15365	-1.7%
BAJAJ-AUTO	9244	9383	-1.5%
HEROMOTOCO	5351	5424	-1.3%
TATAMOTORS	709	716	-0.9%

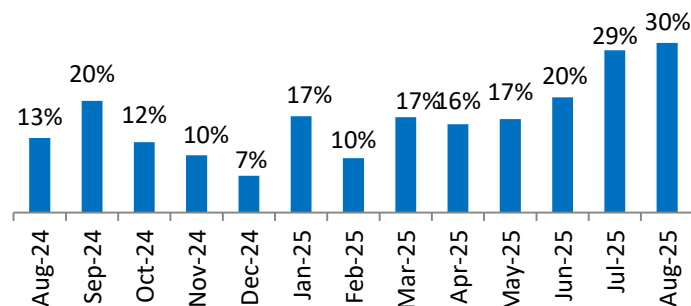
BSE Index Watch	Last	1 day	1 wk	1 mth	1 yr
SENSEX	81425	0.4%	1.1%	1.0%	-0.1%
MIDCAP	46080	0.8%	0.7%	2.6%	-4.7%
SMLCAP	53406	0.7%	0.7%	3.1%	-4.9%
AUTO	59905	-1.2%	3.8%	13.0%	5.0%
BANKEK	60999	0.7%	0.9%	-1.3%	5.4%
Capital Goods	68366	1.9%	2.5%	2.1%	-4.3%
FMCG	20902	0.6%	-0.1%	2.7%	-11.4%
Health Care	44674	0.6%	1.0%	2.4%	2.0%
IT	35570	2.5%	2.3%	4.8%	-17.5%
METAL	32406	0.2%	0.8%	5.8%	5.5%
Oil & Gas	25934	0.4%	-0.8%	-1.0%	-14.6%
Power	6591	0.7%	-0.3%	-0.6%	-18.3%
Realty	6868	1.1%	-0.6%	-0.7%	-14.3%

Margin Trading Disclosure (Rs. In Cr)	Last	1 day	1 wk	1 mth	3 mth
Op. Scripwise Outstanding	95741	0.6%	3.6%	5.0%	16.9%
Fresh Exposure	5362	-6.9%	-27.2%	-6.5%	-34.8%
Exposure liquidated	5416	7.4%	-7.8%	7.9%	-25.6%
Closing Net scripwise outstanding	95687	-0.2%	1.9%	4.1%	15.5%

NSE USD Futures	10-Sep	09-Sep	Var (%)
Sept Expiry (Rs./\$)	86.29	86.29	0.0%
Sept Expiry (Rs./\$)	85.80	85.80	0.0%
Total Turnover (Rs. Crore)	1256	1824	-31%

Sectors	TTM PE
Auto	33.68
Auto Ancillary	42.55
Banking	13.87
Engineering	46.59
Cement	69.48
Diamonds & Jewellery	41.56
Housing Finance	23.49
Infrastructure & Const	26
Metals-Aluminium	28.31
Metal – Steel	17.87
Oil Expl.	7.44
Pharma	10.06
Power – Gen. Supp.	39.02
Information Tech.	28.68
Sugar	17.6
Telecom Serv. Prov.	37.43
Tyres	33.3

TVS Motors Monthly Volume Growth (YoY) (Source: Company data)



10 year G-Sec Yield	Current	Previous	Change
US	4.05%	4.05%	1 bps
Japan	1.57%	1.57%	0 bps
India	6.48%	6.49%	(1) bps
UK	4.63%	4.62%	1 bps
Libor 3 Mths	4.85%	4.85%	(0) bps

Indian Eco Data	Current	Previous	Var(%)
Forex Reserve (US\$ in bn)	602	694	-13.3%
Inflation - WPI	-0.58%	-0.13%	(45) bps
Inflation - CPI	1.55%	2.10%	(55) bps

India GDP	Q3FY25	Q2FY25	Var (%)
Growth	7.81%	7.38%	43 bps

Monetary Policy	Current	Previous	Change
Repo Rate	5.50%	5.50%	0 bps
Reverse Repo Rate	3.35%	3.35%	0 bps
CRR	3.00%	4.00%	(100) bps
O/S Banking System Liquidity (Rs bn)	2674	2608	66.0

IIP Growth %	Jul-25	Jul-24	Apr-July
IIP	3.5	5.0	2.4
Capital Goods	5.0	11.7	8.8
Mining	5.4	4.7	3.9
Manufacturing	0.6	7.9	-0.9
Electricity	-7.2	3.8	-4.1

ADR Price Movement

Company	Price (US\$)	Volume	Previous Day Price	Volume	Variance (%)	No. of Share Per ADR	ADR Price (Rs.)	BSE Price	Variance (%)
Infosys Tech	16.98	17813243	17.01	14880286	-0.18%	1	1495.94	1532.60	-2.4%
Wipro	2.81	10571847	2.77	4141888	1.44%	1	247.56	255.75	-3.2%
Dr.Reddy's	14.58	760338	14.58	679629	0.00%	1	1284.50	1304.20	-1.5%
ICICI Bank	31.65	6322279	31.80	4173170	-0.47%	2	1394.18	1403.90	-0.7%
HDFC Bank	35.22	2862245	35.00	3368696	0.63%	3	1034.29	965.90	7.1%

GDR's (US\$)

	Prices	Prev. Close	Change	Var %
L&T	40.65	40.25	0.4	1.0%
RIL	62.30	62.10	0.2	0.3%
SBI	93.00	92.20	0.8	0.9%

US Economy Data	Current	Previous
Inflation (%) (YoY)	2.70%	2.70%
Unemployment (%)	4.20%	4.10%

Interest Rate (%)	Current	Previous
Fed Rate	4.50%	4.50%

US GDP	Q2CY25	Q1CY25
Growth (QoQ Annualized)	3.30%	-0.50%

China Economy Data	Current	Previous
GDP	5.20%	5.40%
Inflation – CPI (%)	-0.40%	0.00%

Economic Calendar

	Date
Indian GDP Data	28 Nov
Indian Inflation Data CPI	12 Sep
Indian Inflation Data WPI	15 Sep
Indian Monetary Policy	01 Oct
India's Industrial Production (IIP)	26 Sep
US Inflation Data	11 Sep
US GDP	25 Sep
US Unemployment Data	05 Sep
US Fed Rate	17 Sep
China GDP	20 Oct
China Inflation Data	15 Oct

Event Update

Name	Date	Purpose
Capri Global Capital Ltd.	11/09/25	Rs.0.20 per share(20%)Final Dividend
Century Plyboards (India) Ltd.	11/09/25	Rs.1.00 per share(100%)Final Dividend
Datamatics Global Services Ltd.	11/09/25	Rs.5.00 per share(100%)Final Dividend
Golkunda Diamonds & Jewellery Ltd.	11/09/25	Rs.1.50 per share(15%)Final Dividend
Gulshan Polyols Ltd.	11/09/25	Rs.0.30 per share(30%)Final Dividend
Investment & Precision Castings Ltd.	11/09/25	Rs.0.50 per share(5%)Final Dividend
Ircon International Ltd.	11/09/25	Rs.1.00 per share(50%)Final Dividend
Lakshmi Engineering And Warehousing Ltd.	11/09/25	Rs.10.00 per share(10%)Dividend
Nirlon Ltd.	11/09/25	Rs.11.00 per share(110%)Final Dividend
Patanjali Foods Ltd.	11/09/25	Bonus issue
Pondy Oxides & Chemicals Ltd.	11/09/25	Rs.3.50 per share(70%)Final Dividend
Silicon Rental Solutions Ltd.	11/09/25	Rs.1.00 per share(10%)Final Dividend
Somany Ceramics Ltd.	11/09/25	Rs.3.00 per share(150%)Final Dividend
Subros Ltd.	11/09/25	Rs.2.60 per share(130%)Final Dividend
Tamil Nadu Newsprint & Papers Ltd.	11/09/25	Rs.3.00 per share(30%)Final Dividend
TV Today Network Ltd.	11/09/25	Rs.3.00 per share(60%)Final Dividend
Valiant Communications Ltd.	11/09/25	Rs.1.50 per share(15%)Dividend
ABC India Ltd.	12/09/25	Rs.0.50 per share(5%)Final Dividend
Advait Energy Transitions Ltd.	12/09/25	Rs.1.75 per share(17.5%)Final Dividend
Amines & Plasticizers Ltd.	12/09/25	Rs.0.50 per share(25%)Final Dividend
Artefact Projects Ltd.	12/09/25	Rs.0.50 per share(5%)Dividend
Basant Agro Tech (India) Ltd.	12/09/25	Rs.0.05 per share(5%)Dividend
Bhansali Engineering Polymers Ltd.	12/09/25	Rs.1.00 per share(100%)Final Dividend
Bharat Rasayan Ltd.	12/09/25	Rs.1.50 per share(15%)Final Dividend
Birla Precision Technologies Ltd.	12/09/25	Rs.0.05 per share(2.5%)Final Dividend
Caplin Point Laboratories Ltd.	12/09/25	Rs.3.00 per share(150%)Final Dividend
Cindrella Hotels Ltd.	12/09/25	Rs.1.00 per share(10%)Final Dividend
Dhanalaxmi Roto Spinners Ltd.	12/09/25	Rs.1.50 per share(15%)Final Dividend
Dutron Polymers Ltd.	12/09/25	Rs.1.50 per share(15%)Final Dividend
Everest Industries Ltd.	12/09/25	Rs.2.50 per share(25%)Final Dividend
Fischer Medical Ventures Ltd.	12/09/25	Stock Split from Rs.10/- to Re.1/-
Garden Reach Shipbuilders & Engineers Ltd.	12/09/25	Rs.4.90 per share(49%)Final Dividend
Gujarat Industries Power Company Ltd.	12/09/25	Rs.4.09 per share(40.9%)Final Dividend
HBL Engineering Ltd.	12/09/25	Rs.1.00 per share(100%)Final Dividend
IL&FS Investment Managers Ltd.	12/09/25	Rs.0.28 per share(14%)Final Dividend
India Power Corporation Ltd.	12/09/25	Dividend
Interiors & More Ltd.	12/09/25	Final Dividend
Jagsonpal Pharmaceuticals Ltd.	12/09/25	Rs.2.50 per share(125%)Final Dividend
Jaysynth Orgochem Ltd.	12/09/25	Rs.0.05 per share(5%)Final Dividend
JTL Industries Ltd	12/09/25	Rs.0.1250 per share(12.5%)Final Dividend
Kajaria Ceramics Ltd.	12/09/25	Rs.4.00 per share(400%)Final Dividend
KP Energy Ltd.	12/09/25	Rs.0.10 per share(2%)Final Dividend
KP Green Engineering Ltd.	12/09/25	Rs.0.20 per share(4%)Final Dividend
KPI Green Energy Ltd.	12/09/25	Rs.0.20 per share(4%)Final Dividend
Krishanveer Forge Ltd.	12/09/25	Rs.2.50 per share(25%)Final Dividend
Krsnaa Diagnostics Ltd.	12/09/25	Rs.2.75 per share(55%)Final Dividend
Krypton Industries Ltd.	12/09/25	Rs.1.00 per share(10%)Final Dividend
Lincoln Pharmaceuticals Ltd.	12/09/25	Rs.1.80 per share(18%)Final Dividend
Magellanic Cloud Ltd.	12/09/25	Rs.0.03 per share(1.5%)Final Dividend
Mamata Machinery Ltd.	12/09/25	Rs.0.50 per share(5%)Final Dividend
Marine Electricals (India) Ltd.	12/09/25	Dividend
Mastek Ltd.	12/09/25	Rs.16.00 per share(320%)Final Dividend
Mrs. Bectors Food Specialities Ltd.	12/09/25	Rs.3.00 per share(30%)Final Dividend
National Fittings Ltd.	12/09/25	Rs.1.00 per share(10%)Dividend
Northern Spirits Ltd.	12/09/25	Rs.0.30 per share(3%)Final Dividend
Panchmahal Steel Ltd.	12/09/25	Rs.3.00 per share(30%)Final Dividend

Bulk Deal As On 10/09/25

BSE					
Security Code	Security Name	Client Name	Deal	Quantity	Price
543443	ASCENSIVE	SAJJAN KUMAR PATWARI	B	250000	18
543443	ASCENSIVE	VANDANA AGARWAL	B	500000	17.6
544042	BAJEL	HDFC MUTUAL FUND	S	1000000	195
543543	BRRL	SHERWOOD SECURITIES PVT LTD	S	200000	361.9
543543	BRRL	VINCENT COMMERCIAL COMPANY LIMITED	B	170000	361.9
526817	CHEVIOT	HARSH INVESTMENTS P LIMITED	B	400000	1192
526817	CHEVIOT	HARSH INVESTMENTS P LIMITED	B	400000	1192
526817	CHEVIOT	HARSH VARDHAN KANORIA	S	400000	1192
526817	CHEVIOT	HARSH VARDHAN KANORIA	S	400000	1192
539770	DARJEELING	SHRUTI PODDAR	B	20000	58.02
526473	ELEFLOR	F3 ADVISORS PRIVATE LIMITED	B	239181	8.45
526473	ELEFLOR	MANGALSUDHA VINIMAY PRIVATE LIMITED	S	150000	8.49
512441	ENBETRD	AMARR NARENDRA GALLA	S	6165660	0.47
512441	ENBETRD	VIKASHKUMAR KAMALCHAND JAIN	B	5400000	0.47
532092	EPUJA	ARYA HOSPITALITY & MANAGEMENT PRIVATE LIMITED	B	460000	3.23
540190	FRANKLININD	PARNIT VENTURES PRIVATE LIMITED	S	7751042	0.93
540190	FRANKLININD	PARNIT VENTURES PRIVATE LIMITED	B	8205000	0.93
540190	FRANKLININD	PRAS INVESTMENT PRIVATE LIMITED	S	8285654	0.93
540190	FRANKLININD	PRAS INVESTMENT PRIVATE LIMITED	B	4924303	0.92
513536	GNRL	CRAFT EMERGING MARKET FUND PCC- CITADEL CAPITAL FUND	B	650000	62.49
544504	GOELCONS	YUGA STOCKS AND COMMODITIES PRIVATE LIMITED	S	82000	330.95
544504	GOELCONS	YUGA STOCKS AND COMMODITIES PRIVATE LIMITED	B	34800	328.24
540938	GUJHYSPIN	BHAVIKA DHIRAJLAL CHAVDA	S	85000	26.06
540938	GUJHYSPIN	BHAVIKA DHIRAJLAL CHAVDA	B	5000	25.9
524238	GUJINJEC	JAGRUTBHAI KESARIBHAI MEHTA	S	80000	20.11
524238	GUJINJEC	MINA SURENDRA SHAH	B	101564	20.1
524238	GUJINJEC	PATEL SHIVLAL KUBERBHAI	S	200000	20.1
524238	GUJINJEC	RADADIYA CHINTANBHAI ANILBHAI	B	170000	20.1
505336	HARSHLAGR	BHURIYA ALKESHBHAI	S	7930000	1.29
509051	INDINFO	MANISH KUMAR	S	10419202	1.05
509051	INDINFO	NNM SECURITIES PVT LTD	B	10419202	1.05
501311	JAYBHCR	ARUN GUPTA	B	31684	10.66
501311	JAYBHCR	PRANAV KUMARPAL PAREKH	S	70910	10.66
501311	JAYBHCR	SANJEEV VINODCHANDRA PAREKH	S	31805	10.66
501311	JAYBHCR	SUDHANSHU KANDA	B	44625	10.66
501311	JAYBHCR	VINODCHANDRA MANSUKHLAL PAREKH	S	25875	10.66
544160	JAYKILASH	NEEL NARENDRABHAI PUJARA	S	115200	56.97
544160	JAYKILASH	RAJNISH INDERLAL SHARMA	B	113600	57
514322	KAMADGIRI	ASHADEVI PRADIP GOENKA	S	54000	113.5
514322	KAMADGIRI	JAGRUTI SYNTHETICS PRIVATE LIMITED	B	54000	113.5
531328	KRETTOSYS	RAVI JALAN	B	5000000	1.5
537707	LADDU	GILANI INFRA PRIVATE LIMITED	S	805619	2.55
537707	LADDU	KAJAL CHIRAG SACHDEV	B	1835000	2.7
537707	LADDU	KAMLESHKUMAR JAGDISHBHAI PATEL	S	700000	2.7
537707	LADDU	KAMLESHKUMAR JAGDISHBHAI PATEL	B	700000	2.7
537707	LADDU	KISHANKAMLESHKUMARPATEL	S	178000	2.7
537707	LADDU	KISHANKAMLESHKUMARPATEL	B	700000	2.69
537707	LADDU	PRAGNESH JINDAS DOSHI	S	800000	2.69
537707	LADDU	PRAGNESH JINDAS DOSHI	B	800000	2.7
537707	LADDU	SHAILESH DHAMELIYA	B	750428	2.69
537707	LADDU	SHAILESH DHAMELIYA	S	1264062	2.56

537707	LADDU	WHAMIA TRADERS LLP	S	134063	2.47
537707	LADDU	WHAMIA TRADERS LLP	B	4102036	2.69
504340	LONGSPUR	ADITYA JOSHI	S	70000	8.71
537800	MANGIND	SAURABH JAIN	B	7500000	1.75
537800	MANGIND	USHA BAID	S	7500000	1.75
541337	MILEFUR	FAJAL GAFARBHAI KHATRI	B	57000	12.6
544313	NACDAC	AL MAHA INVESTMENT FUND PCC - ONYX STRATEGY	S	80000	31.73
544313	NACDAC	DARSHAN TRADING COMPANY	B	80000	31.75
543207	NATURAL	CHOKSHI DIMPLE	S	13923	6.32
543207	NATURAL	CHOKSHI DIMPLE	B	243394	6.31
543637	PACE	SAHAJ TRADING AGENCY	S	120000	23
543798	PATRON	NARENDRAKUMAR GANGARAMDAS PATEL	S	420000	6.15
543798	PATRON	RAKESH RAMESHBHAI PATEL HUF	B	256000	6.14
530361	PRABHHANS	MANOJ KHMCHAND RAIPANCHOLIA	B	60000	74.97
530361	PRABHHANS	SATNAM SINGH	S	48553	75.43
538452	QUASAR	TECHNOCRIVES SOLUTIONS PRIVATE LIMITED	S	4500000	0.35
541601	RAJNISH	AJAY PURSHOTTAMDAS GUPTA	S	5362452	0.94
541601	RAJNISH	DEALMONEY COMMODITIES PRIVATE LIMITED	S	956744	0.93
541601	RAJNISH	DEALMONEY COMMODITIES PRIVATE LIMITED	B	9000000	0.94
541601	RAJNISH	RAJPUT RAVINDRA B	B	10000000	0.95
539561	REMLIFE	RANDEEP SINGH	S	5500000	1.44
543366	SBLI	ANKIT SHARMA	S	19200	38
543366	SBLI	DIPAL PRERIT DOSHI	B	6000	38
543366	SBLI	HJS SECURITIES PRIVATE LIMITED	B	4800	37.4
543366	SBLI	SUDHANSHU KANDA	S	6000	38
543366	SBLI	VAGHELAMAHESHBHAI	B	10800	38.83
540259	SHANGAR	NIARSH TRADING PRIVATE LIMITED	S	3013586	0.37
500389	SILVERLINE	NIRAV DINESHBHAI CHAUDHARI	S	1742275	18.73
500389	SILVERLINE	NIRAV DINESHBHAI CHAUDHARI	B	186825	19.64
500389	SILVERLINE	SHUBHAM ASHOKBHAI PATEL	S	365166	18.1
500389	SILVERLINE	SHUBHAM ASHOKBHAI PATEL	B	913990	18.15
541890	SPACEINCUBA	NIRAV DINESHBHAI CHAUDHARI	S	346000	2.46
541890	SPACEINCUBA	NIRAV DINESHBHAI CHAUDHARI	B	1665	2.4
544035	SPL	SUJATHAA MEHTA	S	120000	41
544035	SPL	UMRAO P	B	120000	41
531205	SPRIGHT	PARMAR SUMITRABEN	S	19680000	1.45
538464	TPROJECT	P B FILMS LIMITED	S	250000	4.4
538464	TPROJECT	SUNGOLD MERCHANDISE PRIVATE LIMITED	B	257511	4.4
503641	ZODIACVEN	ARPIT PIYUSHBHAI SHAH	B	700000	5
503641	ZODIACVEN	ISHAAN TRADEFIN LLP	S	511278	4.75
503641	ZODIACVEN	ISHAAN TRADEFIN LLP	B	211278	4.52
503641	ZODIACVEN	JASMIN PURNACHANDRA MEHTA	B	745008	4.71
503641	ZODIACVEN	UTTAMCHANDANI SANDIP M	S	943200	4.55

NSE

Security Code	Security Name	Client Name	Deal	Quantity	Price
AFIL	Akme Finttrade (India) Ltd	INDIAN INFOTECH AND SOFTWARE LIMITED	BUY	3577877	7.4
AFIL	Akme Finttrade (India) Ltd	SUBHASH PHOOTARMAL RATHOD	BUY	2410859	7.59
AMANTA	Amanta Healthcare Limited	AARTH.AIF GROWTH FUND	BUY	200000	145.24
BAJEL	Bajel Projects Limited	HDFC MUTUAL FUND	SELL	893098	195.01
BORANA	Borana Weaves Limited	AFFLUENCE GEMS PRIVATELIMITED	SELL	159467	219.62
CEDAAR	Cedaar Tex tile Limited	INDIAN INFOTECH AND SOFTWARE LIMITED	BUY	101000	109
CEDAAR	Cedaar Tex tile Limited	NNM SECURITIES PVT LTD	SELL	101000	109
CLASSICEIL	Classic Electrode (Ind) L	BRN COMMODITIES & TRADING CO. PVT. LTD	BUY	94400	83.64
CLASSICEIL	Classic Electrode (Ind) L	KAMINI CHOUDHARY	BUY	100800	84.38
CLASSICEIL	Classic Electrode (Ind) L	MILI CONSULTANTS & INV. P. LTD	SELL	94400	83.64
DCMNVL	DCM Nouvelle Limited	NX BLOCK TRADES PRIVATE LIMITED	BUY	100000	159.49
DCMNVL	DCM Nouvelle Limited	SUMAN K BANG	SELL	105558	159.6
DHARIWAL	Dhariwalcorp Limited	YAGNIK BHARATKUMAR TANK	SELL	76800	182.97
DIGIDRIVE	Digidrive Distributors L	MALABAR INDIA FUND LIMITED	SELL	1125000	32
DIGIDRIVE	Digidrive Distributors L	QUEST CAPITAL MARKETS LIMITED	BUY	1125000	32
ETERNAL	ETERNAL LIMITED	GOLDMAN SACHS (SINGAPORE) PTE - ODI	SELL	9576435	323
ETERNAL	ETERNAL LIMITED	GOLDMAN SACHS BANK EUROPE SE - ODI	BUY	9576435	323
FALCONTECH	Falcon Technoproj Ind Ltd	GAURAV	BUY	28800	22.29
HCG	Healthcare Glob. Ent. Ltd	ACESO COMPANY PTE LTD.	SELL	1641913	695.01
HCG	Healthcare Glob. Ent. Ltd	ACESO COMPANY PTE LTD.	SELL	6300000	695
HCG	Healthcare Glob. Ent. Ltd	ACESO COMPANY PTE LTD.	SELL	6300000	695
HCG	Healthcare Glob. Ent. Ltd	AXIS MUTUAL FUND	BUY	952700	695
HCG	Healthcare Glob. Ent. Ltd	MORGAN STANLEY ASIA SINGAPORE PTE	BUY	880000	695
HCG	Healthcare Glob. Ent. Ltd	MORGAN STANLEY ASIA SINGAPORE PTE	BUY	880000	695
HCG	Healthcare Glob. Ent. Ltd	MOTILAL OSWAL MUTUAL FUND	BUY	300000	695
HCG	Healthcare Glob. Ent. Ltd	NIPPON INDIA MUTUAL FUND	BUY	4400000	695
HCG	Healthcare Glob. Ent. Ltd	NIPPON INDIA MUTUAL FUND	BUY	4400000	695
HCG	Healthcare Glob. Ent. Ltd	PLUTUS WEALTH MANAGEMENT LLP	BUY	720000	695
HCG	Healthcare Glob. Ent. Ltd	PLUTUS WEALTH MANAGEMENT LLP	BUY	720000	695
JAINIK	Jainik Power Cables Ltd	SURESH ZUNZUNWALA	BUY	78000	124
KANDARP	Kandarp Dg Smart Bpo Ltd	RAAVI ENTERPRISE	BUY	80000	107.92
KOTAKBANK	Kotak Mahindra Bank Limit	360 ONE ASSET MANAGEMENT LIMITED - 360 ONE MULTICAP PMS	BUY	259433	1940.8
KOTAKBANK	Kotak Mahindra Bank Limit	ABS DIRECT EQUITY FUND LLC - INDIA SERIES 1	BUY	16010	1940.8
KOTAKBANK	Kotak Mahindra Bank Limit	ABU DHABI INVESTMENT AUTHORITY	BUY	133010	1940.8
KOTAKBANK	Kotak Mahindra Bank Limit	ABU DHABI INVESTMENT AUTHORITY - STABLE	BUY	53191	1940.8
KOTAKBANK	Kotak Mahindra Bank Limit	ADITYA BIRLA SUN LIFE DIVIDEND YIELD FUND	BUY	19947	1940.8
KOTAKBANK	Kotak Mahindra Bank Limit	ADITYA BIRLA SUN LIFE MUTUAL FUND	BUY	212765	1940.8
KOTAKBANK	Kotak Mahindra Bank Limit	ADITYA BIRLA SUN LIFE SPECIAL OPPORTUNITIES FUND	BUY	53191	1940.8
KOTAKBANK	Kotak Mahindra Bank Limit	AL MEHWAR COMMERCIAL INVESTMENTS L.L.C.	BUY	33460	1940.8
KOTAKBANK	Kotak Mahindra Bank Limit	AL MEHWAR COMMERCIAL INVESTMENTS L.L.C.	BUY	31915	1940.8
KOTAKBANK	Kotak Mahindra Bank Limit	ALLIANZ GLOBAL INVESTORS FUND ALLIANZ RCM INDIA	BUY	63140	1940.8
KOTAKBANK	Kotak Mahindra Bank Limit	AMUNDI FUNDS EMERGING MARKETS EQUITY FOCUS	BUY	67038	1940.8
KOTAKBANK	Kotak Mahindra Bank Limit	AMUNDI FUNDS EMERGING MARKETS EQUITY FOCUS EX CHINA	BUY	1708	1940.8
KOTAKBANK	Kotak Mahindra Bank Limit	AMUNDI FUNDS EMERGING WORLD EQUITY	BUY	29995	1940.8
KOTAKBANK	Kotak Mahindra Bank Limit	ARANDA INVESTMENTS PTE LTD	BUY	2170224	1940.8
KOTAKBANK	Kotak Mahindra Bank Limit	ASHOKA INDIA EQUITY INVESTMENT TRUST PLC	BUY	76250	1940.8
KOTAKBANK	Kotak Mahindra Bank Limit	ASHOKA INDIA OPPORTUNITIES FUND	BUY	432181	1940.8
KOTAKBANK	Kotak Mahindra Bank Limit	ASHOKA WHITEOAK EMERGING MARKETS TRUST PLC	BUY	13560	1940.8
KOTAKBANK	Kotak Mahindra Bank Limit	ASK ABSOLUTE RETURN FUND	BUY	79787	1940.8
KOTAKBANK	Kotak Mahindra Bank Limit	AXIS MUTUAL FUND	BUY	55850	1940.8
KOTAKBANK	Kotak Mahindra Bank Limit	BAJAJ ALLIANCE LIFE INSURANCE	BUY	292553	1940.8
KOTAKBANK	Kotak Mahindra Bank Limit	BAJAJ ALLIANZ LIFE INSURANCE COMPANY LIMITED	BUY	292553	1940.8

KOTAKBANK	Kotak Mahindra Bank Limit	BANDHAN BALANCED ADVANTAGE FUND / DEF	BUY	26194	1940.8
KOTAKBANK	Kotak Mahindra Bank Limit	BANDHAN BUSINESS CYCLE FUND	BUY	25000	1940.8
KOTAKBANK	Kotak Mahindra Bank Limit	BANDHAN FINANCIAL SERVICES FUND	BUY	7317	1940.8
KOTAKBANK	Kotak Mahindra Bank Limit	BANDHAN MUTUAL FUND	BUY	95079	1940.8
KOTAKBANK	Kotak Mahindra Bank Limit	BIRLA SUN LIFE EQUITY SAVINGS FUND	BUY	19947	1940.8
KOTAKBANK	Kotak Mahindra Bank Limit	BIRLA SUNLIFE BANKING AND FINANCIAL SERVICES FUND	BUY	119681	1940.8
KOTAKBANK	Kotak Mahindra Bank Limit	BLACKROCK GLOBAL FUNDS-INDIA FUND	BUY	329592	1940.8
KOTAKBANK	Kotak Mahindra Bank Limit	BLACKROCK GLOBAL INVESTMENT SR GLOB EQ IN PORTFOLIO	BUY	329593	1940.8
KOTAKBANK	Kotak Mahindra Bank Limit	BNP PARIBAS FINANCIAL MARKETS	BUY	578829	1940.8
KOTAKBANK	Kotak Mahindra Bank Limit	BOFA SECURITIES EUROPE SA	BUY	92260	1940.8
KOTAKBANK	Kotak Mahindra Bank Limit	BOFA SECURITIES EUROPE SA	BUY	138390	1940.8
KOTAKBANK	Kotak Mahindra Bank Limit	CAISSE DE DEPOT ET PLACEMENT DU QUEBEC	BUY	27110	1940.8
KOTAKBANK	Kotak Mahindra Bank Limit	CITIGROUP GLOBAL MARKETS MAURITIUS PRIVATE LIMITED	BUY	93000	1940.8
KOTAKBANK	Kotak Mahindra Bank Limit	CITIGROUP GLOBAL MARKETS MAURITIUS PRVATE LIMITED	BUY	234417	1940.8
KOTAKBANK	Kotak Mahindra Bank Limit	COPTHALL MAURITIUS INVESTMENT LIMITED	BUY	93766	1940.8
KOTAKBANK	Kotak Mahindra Bank Limit	DENDANA INVESTMENTS (MAURITIUS) LIMITED	BUY	25175	1940.8
KOTAKBANK	Kotak Mahindra Bank Limit	DENDANA INVESTMENTS MAURITIUS LIMITED	BUY	4910	1940.8
KOTAKBANK	Kotak Mahindra Bank Limit	DENDANA INVESTMENTS MAURITIUS LIMITED	BUY	29297	1940.8
KOTAKBANK	Kotak Mahindra Bank Limit	DRAGON PEACOCK INVESTMENTS LIMITED	BUY	78053	1940.8
KOTAKBANK	Kotak Mahindra Bank Limit	DSP BANKING AND FINANCIAL SERVICES FUND	BUY	22776	1940.8
KOTAKBANK	Kotak Mahindra Bank Limit	DSP DYNAMIC ASSET ALLOCATION FUND	BUY	14678	1940.8
KOTAKBANK	Kotak Mahindra Bank Limit	DSP ELSS TAX SAVER FUND	BUY	69577	1940.8
KOTAKBANK	Kotak Mahindra Bank Limit	DSP EQUITY & BOND FUND	BUY	66767	1940.8
KOTAKBANK	Kotak Mahindra Bank Limit	DSP EQUITY OPPORTUNITIES FUND	BUY	130287	1940.8
KOTAKBANK	Kotak Mahindra Bank Limit	DSP MUTUAL FUND	BUY	331110	1940.8
KOTAKBANK	Kotak Mahindra Bank Limit	DSP TOP 100 EQUITY FUND	BUY	27026	1940.8
KOTAKBANK	Kotak Mahindra Bank Limit	EAST BRIDGE CAPITAL MASTER FUND I LIMITED	BUY	56260	1940.8
KOTAKBANK	Kotak Mahindra Bank Limit	EASTSPRING INVESTMENTS - DRAGON PEACOCK FUND	BUY	63855	1940.8
KOTAKBANK	Kotak Mahindra Bank Limit	EASTSPRING INVESTMENTS - INDIA EQUITY FUND	BUY	84167	1940.8
KOTAKBANK	Kotak Mahindra Bank Limit	EASTSPRING INVESTMENTS INDIA CONSUMER EQUITY OPEN LIMITED	BUY	47095	1940.8
KOTAKBANK	Kotak Mahindra Bank Limit	EASTSPRING INVESTMENTS INDIA CONSUMER EQUITY OPEN LIMITED	BUY	114772	1940.8
KOTAKBANK	Kotak Mahindra Bank Limit	EASTSPRING INVESTMENTS INDIA EQUITY FUND	BUY	34536	1940.8
KOTAKBANK	Kotak Mahindra Bank Limit	EASTSPRING INVESTMENTS INDIA EQUITY OPEN LIMITED	BUY	69687	1940.8
KOTAKBANK	Kotak Mahindra Bank Limit	EASTSPRING INVESTMENTS INDIA EQUITY OPEN LIMITED	BUY	169832	1940.8
KOTAKBANK	Kotak Mahindra Bank Limit	EASTSPRING INVESTMENTS INDIA INFRASTRUCTURE EQUITY OPEN I	BUY	23024	1940.8
KOTAKBANK	Kotak Mahindra Bank Limit	EASTSPRING INVESTMENTS INDIA INFRASTRUCTURE EQUITY OPEN I	BUY	56111	1940.8
KOTAKBANK	Kotak Mahindra Bank Limit	EMERGING MARKETS EQUITY TRUST	BUY	46046	1940.8
KOTAKBANK	Kotak Mahindra Bank Limit	EMPLOYEES PROVIDENT FUND	BUY	106660	1940.8
KOTAKBANK	Kotak Mahindra Bank Limit	EMPLOYEES PROVIDENT FUND BOARD MANAGED BY NOMURA ASSET	BUY	106660	1940.8
KOTAKBANK	Kotak Mahindra Bank Limit	ENTSORGUNGSFONDS	BUY	7141	1940.8
KOTAKBANK	Kotak Mahindra Bank Limit	FACTORY MUTUAL INSURANCE COMPANY	BUY	28380	1940.8
KOTAKBANK	Kotak Mahindra Bank Limit	FIDELITY FUNDS INDIA FOCUS FUND	BUY	867984	1940.8
KOTAKBANK	Kotak Mahindra Bank Limit	FIDELITY FUNDS.- INDIA FOCUS FUND	BUY	1011328	1940.8
KOTAKBANK	Kotak Mahindra Bank Limit	FIDELITY INDIA FUND	BUY	87714	1940.8
KOTAKBANK	Kotak Mahindra Bank Limit	FIDELITY INDIA FUND	BUY	75312	1940.8
KOTAKBANK	Kotak Mahindra Bank Limit	GOLDMAN SACHS BANK EUROPE SE	BUY	74417	1940.8
KOTAKBANK	Kotak Mahindra Bank Limit	GOLDMAN SACHS INVESTMENTS MAURITIUS I LIMITED	BUY	93766	1940.8
KOTAKBANK	Kotak Mahindra Bank Limit	GOVERNMENT PENSION FUND GLOBAL	BUY	495442	1940.8
KOTAKBANK	Kotak Mahindra Bank Limit	GRD 13	BUY	11746	1940.8
KOTAKBANK	Kotak Mahindra Bank Limit	HDFC MUTUAL FUND	BUY	1267500	1940.8
KOTAKBANK	Kotak Mahindra Bank Limit	HDFC MUTUAL FUND	BUY	186837	1940.8
KOTAKBANK	Kotak Mahindra Bank Limit	HDFC MUTUAL FUND	BUY	302177	1940.8
KOTAKBANK	Kotak Mahindra Bank Limit	HDFC MUTUAL FUND	BUY	778486	1940.8
KOTAKBANK	Kotak Mahindra Bank Limit	ICICI PRUDENTIAL BANKING & FINANCIAL SERVICES FUND	BUY	138202	1940.8

KOTAKBANK	Kotak Mahindra Bank Limit	ICICI PRUDENTIAL DIVIDEND YIELD EQUITY FUND	BUY	38389	1940.8
KOTAKBANK	Kotak Mahindra Bank Limit	ICICI PRUDENTIAL EQUITY & DEBT FUND	BUY	345506	1940.8
KOTAKBANK	Kotak Mahindra Bank Limit	ICICI PRUDENTIAL EQUITY AND DERIVATIVES FUND - WEALTH OPTIMIS	BUY	383895	1940.8
KOTAKBANK	Kotak Mahindra Bank Limit	ICICI PRUDENTIAL EQUITY MINIMUM VARIANCE FUND	BUY	122846	1940.8
KOTAKBANK	Kotak Mahindra Bank Limit	ICICI PRUDENTIAL EQUITY SAVINGS FUND	BUY	115168	1940.8
KOTAKBANK	Kotak Mahindra Bank Limit	ICICI PRUDENTIAL EXPORTS AND SERVICES FUND	BUY	7678	1940.8
KOTAKBANK	Kotak Mahindra Bank Limit	ICICI PRUDENTIAL INDIA OPPORTUNITIES FUND	BUY	307116	1940.8
KOTAKBANK	Kotak Mahindra Bank Limit	ICICI PRUDENTIAL LARGE & MID CAP FUND	BUY	76779	1940.8
KOTAKBANK	Kotak Mahindra Bank Limit	ICICI PRUDENTIAL LIFE INSURANCE COMPANY LIMITED	BUY	498670	1940.8
KOTAKBANK	Kotak Mahindra Bank Limit	ICICI PRUDENTIAL LIFE INSURANCE COMPANY LIMITED	BUY	498670	1940.8
KOTAKBANK	Kotak Mahindra Bank Limit	ICICI PRUDENTIAL LONG TERM EQUITY FUND (TAX SAVING)	BUY	115168	1940.8
KOTAKBANK	Kotak Mahindra Bank Limit	ICICI PRUDENTIAL MULTI-ASSET FUND	BUY	230337	1940.8
KOTAKBANK	Kotak Mahindra Bank Limit	ICICI PRUDENTIAL MUTUAL FUND	BUY	2572283	1940.8
KOTAKBANK	Kotak Mahindra Bank Limit	ICICI PRUDENTIAL REGULAR SAVINGS FUND	BUY	15356	1940.8
KOTAKBANK	Kotak Mahindra Bank Limit	ICICI PRUDENTIAL VALUE DISCOVERY FUND	BUY	575843	1940.8
KOTAKBANK	Kotak Mahindra Bank Limit	IDFC MUTUAL FUND A/C IDFC BALANCED FUND	BUY	11985	1940.8
KOTAKBANK	Kotak Mahindra Bank Limit	IDFC MUTUAL FUND A/C IDFC EQUITY FUND	BUY	24584	1940.8
KOTAKBANK	Kotak Mahindra Bank Limit	INDIA ACORN FUND LTD	BUY	99970	1940.8
KOTAKBANK	Kotak Mahindra Bank Limit	INDIA ACORN ICAV - ASHOKA WHITEOAK EMERGING MARKETS EQUITY	BUY	88870	1940.8
KOTAKBANK	Kotak Mahindra Bank Limit	INDIA ACORN ICAV A/C ASHOKA INDIA OPPORTUNITIES FUND	BUY	28690	1940.8
KOTAKBANK	Kotak Mahindra Bank Limit	INDIA ACORN ICAV ASHOKA INDIA ESG FUND	BUY	7960	1940.8
KOTAKBANK	Kotak Mahindra Bank Limit	ITI BANKING AND FINANCIAL SERVICES FUND	BUY	18069	1940.8
KOTAKBANK	Kotak Mahindra Bank Limit	ITI FLEXI CAP FUND	BUY	16426	1940.8
KOTAKBANK	Kotak Mahindra Bank Limit	ITI MULTI CAP FUND	BUY	16427	1940.8
KOTAKBANK	Kotak Mahindra Bank Limit	ITI VALUE FUND	BUY	4928	1940.8
KOTAKBANK	Kotak Mahindra Bank Limit	KIFS FINSTOCK LIMITED	BUY	172181	1940.8
KOTAKBANK	Kotak Mahindra Bank Limit	KIRAT INVESTMENTS PTE. LTD.	BUY	1537233	1940.8
KOTAKBANK	Kotak Mahindra Bank Limit	KOTAK MAHINDRA MUTUAL FUND	BUY	146276	1940.8
KOTAKBANK	Kotak Mahindra Bank Limit	KOTAK MUTUAL FUND	BUY	146276	1940.8
KOTAKBANK	Kotak Mahindra Bank Limit	LCL ACTIONS EMERGENTS	BUY	3655	1940.8
KOTAKBANK	Kotak Mahindra Bank Limit	LOMBARD ODIER ASSET MGMT (SWITZERLAND) SA B/O AVADIS FUND	BUY	2713	1940.8
KOTAKBANK	Kotak Mahindra Bank Limit	MANULIFE GLOBAL FUND INDIA EQUITY FUND	BUY	15223	1940.8
KOTAKBANK	Kotak Mahindra Bank Limit	MANULIFE PROVIDENT FUNDS UNIT TRUST SERIES-MANULIFE PACIF	BUY	21553	1940.8
KOTAKBANK	Kotak Mahindra Bank Limit	MC JAIN INFOSERVICES PRIVATE LIMITED	BUY	145165	1940.8
KOTAKBANK	Kotak Mahindra Bank Limit	MIRAE ASSET AGGRESSIVE HYBRID FUND	BUY	39894	1940.8
KOTAKBANK	Kotak Mahindra Bank Limit	MIRAE ASSET BALANCED ADVANTAGE FUND	BUY	3989	1940.8
KOTAKBANK	Kotak Mahindra Bank Limit	MIRAE ASSET ELSS TAX SAVER FUND	BUY	207447	1940.8
KOTAKBANK	Kotak Mahindra Bank Limit	MIRAE ASSET EQUITY SAVINGS FUND	BUY	3989	1940.8
KOTAKBANK	Kotak Mahindra Bank Limit	MIRAE ASSET LARGE & MIDCAP FUND	BUY	223404	1940.8
KOTAKBANK	Kotak Mahindra Bank Limit	MIRAE ASSET MULTICAP FUND	BUY	31915	1940.8
KOTAKBANK	Kotak Mahindra Bank Limit	MIRAE ASSET MUTUAL FUND	BUY	510638	1940.8
KOTAKBANK	Kotak Mahindra Bank Limit	MORGAN STANLEY ASIA (SINGAPORE) PTE. - ODI	BUY	890787	1940.8
KOTAKBANK	Kotak Mahindra Bank Limit	MORGAN STANLEY ASIA SINGAPORE PTE	BUY	117208	1940.8
KOTAKBANK	Kotak Mahindra Bank Limit	MORGAN STANLEY ASIA SINGAPORE PTE	BUY	1334524	1940.8
KOTAKBANK	Kotak Mahindra Bank Limit	MSAS NODI (7500P4D)	BUY	117209	1940.8
KOTAKBANK	Kotak Mahindra Bank Limit	MULTI MANAGER (CANADA) GLOBAL EQUITIES FUND	BUY	1001	1940.8
KOTAKBANK	Kotak Mahindra Bank Limit	NIPPON INDIA MUTUAL FUND	BUY	558510	1940.8
KOTAKBANK	Kotak Mahindra Bank Limit	NIPPON LIFE INDIA TRUSTEE LTD A/C NIPPON INDIA BANKING FUND	BUY	79787	1940.8
KOTAKBANK	Kotak Mahindra Bank Limit	NIPPON LIFE INDIA TRUSTEE LTD A/C NIPPON INDIA LARGE CAP FUND	BUY	478724	1940.8
KOTAKBANK	Kotak Mahindra Bank Limit	NOMURA A/C NOMURA FUND IRELAND PUBLIC LIMITED COMPANY NC	BUY	457113	1940.8
KOTAKBANK	Kotak Mahindra Bank Limit	NOMURA FUNDS IRELAND PLC/NOMURA FUNDS IRELAND - ASIA EX J.	BUY	106660	1940.8
KOTAKBANK	Kotak Mahindra Bank Limit	NOMURA FUNDS IRELAND PLC-ASIA EX JAPAN HIGH CONVICTION FUN	BUY	106660	1940.8
KOTAKBANK	Kotak Mahindra Bank Limit	NOMURA FUNDS IRELAND PUBLIC LIMITED COMPANY- NOMURA FUNI	BUY	457114	1940.8
KOTAKBANK	Kotak Mahindra Bank Limit	NOMURA INDIA INVESTMENT FUND MOTHER FUND A/C	BUY	685670	1940.8

KOTAKBANK	Kotak Mahindra Bank Limit	NORDEA 1 SICAV	BUY	15224	1940.8
KOTAKBANK	Kotak Mahindra Bank Limit	NORGES BANK ON ACCOUNT OF THE GOVERNMENT PENSION FUND	BUY	495441	1940.8
KOTAKBANK	Kotak Mahindra Bank Limit	POLICE AND FIRE RETIREMENT SYSTEM OF THE CITY OF DETROIT	BUY	34648	1940.8
KOTAKBANK	Kotak Mahindra Bank Limit	PRUDENTIAL ASSET MGT (SINGAPORE) A/C PRU AST MGT SINGAPORE	BUY	26202	1940.8
KOTAKBANK	Kotak Mahindra Bank Limit	PRUDENTIAL ASSET MGT. (SINGAPORE) A/C DRAGON PEACOCK INVE	BUY	32028	1940.8
KOTAKBANK	Kotak Mahindra Bank Limit	PUBLIC SEC PEN INV BO IIFL AS MG L	BUY	79787	1940.8
KOTAKBANK	Kotak Mahindra Bank Limit	SBI GENERAL INSURANCE COMPANY LIMITED - FRSM	BUY	265957	1940.8
KOTAKBANK	Kotak Mahindra Bank Limit	SBI LIFE INSURANCE COMPANY LIMITED	BUY	58510	1940.8
KOTAKBANK	Kotak Mahindra Bank Limit	SOCIETE GENERALE - ODI	BUY	281301	1940.8
KOTAKBANK	Kotak Mahindra Bank Limit	STICHTING BEDRIJFSTAKPENSIOENFONDS VOOR HET BEROEPSVERV	BUY	17746	1940.8
KOTAKBANK	Kotak Mahindra Bank Limit	STICHTING BEDRIJFSTAKPENSIONFONDS V	BUY	17746	1940.8
KOTAKBANK	Kotak Mahindra Bank Limit	STICHTING BPS VOOR HET SCHILDERS- AFWERKINGS- EN GLASZETBE	BUY	5058	1940.8
KOTAKBANK	Kotak Mahindra Bank Limit	STICHTING DEPOSITARY APG EME MULTI CLIENT POOL	BUY	15110	1940.8
KOTAKBANK	Kotak Mahindra Bank Limit	SUMITOMO MITSUI BANKING CORPORATION	SELL	16400000	1940.8
KOTAKBANK	Kotak Mahindra Bank Limit	SUMITOMO MITSUI BANKING CORPORATION	SELL	15834820	1940.8
KOTAKBANK	Kotak Mahindra Bank Limit	SUMITOMO MITSUI BANKING CORPORATION	SELL	16400000	1940.8
KOTAKBANK	Kotak Mahindra Bank Limit	SUMITOMO MITSUI BANKING CORPORATION	SELL	15834820	1940.8
KOTAKBANK	Kotak Mahindra Bank Limit	T ROWE PRICE ASIAN EQUITY (EX-JAPAN)	BUY	13650	1940.8
KOTAKBANK	Kotak Mahindra Bank Limit	T ROWE PRICE FUNDS SICAV ASIAN EX JAPAN EQUITY FUND	BUY	7253	1940.8
KOTAKBANK	Kotak Mahindra Bank Limit	T ROWE PRICE FUNDS SICAV EMERGING MARKETS EQUITY FUND	BUY	1009	1940.8
KOTAKBANK	Kotak Mahindra Bank Limit	T ROWE PRICE FUNDS SICAV EMERGING MARKETS EQUITY FUND	BUY	1009	1940.8
KOTAKBANK	Kotak Mahindra Bank Limit	T ROWE PRICE FUNDS SICAV GLOBAL ALLOCATION EXTENDED FUND	BUY	21	1940.8
KOTAKBANK	Kotak Mahindra Bank Limit	T ROWE PRICE FUNDS SICAV GLOBAL ALLOCATION FUND	BUY	19	1940.8
KOTAKBANK	Kotak Mahindra Bank Limit	T ROWE PRICE GLOBAL ALLOCATION FUND	BUY	35	1940.8
KOTAKBANK	Kotak Mahindra Bank Limit	T ROWE PRICE GLOBAL ALLOCATION FUND	BUY	246	1940.8
KOTAKBANK	Kotak Mahindra Bank Limit	T ROWE PRICE INSTITUTIONAL EMERGING MARKETS EQUITY FUND	BUY	3188	1940.8
KOTAKBANK	Kotak Mahindra Bank Limit	T ROWE PRICE NEW ASIA FUN D	BUY	76911	1940.8
KOTAKBANK	Kotak Mahindra Bank Limit	T ROWE PRICE RETIREMENT DATE TRUST T ROWE PRICE NON US E	BUY	4914	1940.8
KOTAKBANK	Kotak Mahindra Bank Limit	T. ROWE PRICE ASIAN EQUITY (EX-JAPAN)	BUY	13650	1940.8
KOTAKBANK	Kotak Mahindra Bank Limit	T. ROWE PRICE EMERGING MARKETS STOCK FUND	BUY	34810	1940.8
KOTAKBANK	Kotak Mahindra Bank Limit	T. ROWE PRICE EMERGING MARKETS STOCK FUND	BUY	34809	1940.8
KOTAKBANK	Kotak Mahindra Bank Limit	T. ROWE PRICE FUNDS SICAV- GLOBAL ALLOCATION EXTENDED FUN	BUY	21	1940.8
KOTAKBANK	Kotak Mahindra Bank Limit	T. ROWE PRICE FUNDS SICAV-ASIAN EX-JAPAN EQUITY FUND	BUY	7254	1940.8
KOTAKBANK	Kotak Mahindra Bank Limit	T. ROWE PRICE FUNDS SICAV-GLOBAL ALLOCATION FUND	BUY	20	1940.8
KOTAKBANK	Kotak Mahindra Bank Limit	T. ROWE PRICE GLOBAL ALLOCATION FUND	BUY	36	1940.8
KOTAKBANK	Kotak Mahindra Bank Limit	T. ROWE PRICE GLOBAL ALLOCATION FUND INC.	BUY	245	1940.8
KOTAKBANK	Kotak Mahindra Bank Limit	T. ROWE PRICE INSTITUTIONAL EMERGING MARKETS EQUITY FUND	BUY	3189	1940.8
KOTAKBANK	Kotak Mahindra Bank Limit	T. ROWE PRICE INTERNATIONAL INC.EMERGING MARKETS EQUITY T	BUY	46046	1940.8
KOTAKBANK	Kotak Mahindra Bank Limit	T. ROWE PRICE NEW ASIA FUND	BUY	76911	1940.8
KOTAKBANK	Kotak Mahindra Bank Limit	T. ROWE PRICE RETIREMENT DATE TRUST T. ROWE PRICE NON-U.S	BUY	4913	1940.8
KOTAKBANK	Kotak Mahindra Bank Limit	TATA AIG GENERAL INSURANCE COMPANY LIMITED	BUY	438829	1940.8
KOTAKBANK	Kotak Mahindra Bank Limit	TATA MUTUAL FUND	BUY	58510	1940.8
KOTAKBANK	Kotak Mahindra Bank Limit	TATA MUTUAL FUND	BUY	55850	1940.8
KOTAKBANK	Kotak Mahindra Bank Limit	TCW WHITE OAK EMERGING MARKETS EQUITY FUND	BUY	2130	1940.8
KOTAKBANK	Kotak Mahindra Bank Limit	THE MTBJ A/C NOMURA INDIA INVES FD	BUY	685670	1940.8
KOTAKBANK	Kotak Mahindra Bank Limit	TT ASIA EX JAPAN EQUITY FUND A SUB FUND OF TT INTERNATIONAL	BUY	16655	1940.8
KOTAKBANK	Kotak Mahindra Bank Limit	TT CHINA FOCUS FUND A SUB-FUND OF TT INTERNATIONAL FUNDS	BUY	1888	1940.8
KOTAKBANK	Kotak Mahindra Bank Limit	VIRIDIAN ASIA OPPORTUNITIES MASTER FUND	BUY	117208	1940.8
KOTAKBANK	Kotak Mahindra Bank Limit	VIRIDIAN ASIA OPPORTUNITIES MASTER FUND	BUY	117209	1940.8
KOTAKBANK	Kotak Mahindra Bank Limit	WHITEOAK CAPITAL BALANCED ADVANTAGE FUND	BUY	6503	1940.8
KOTAKBANK	Kotak Mahindra Bank Limit	WHITEOAK CAPITAL BALANCED HYBRID FUND	BUY	1026	1940.8
KOTAKBANK	Kotak Mahindra Bank Limit	WHITEOAK CAPITAL BANKING & FINANCIAL SERVICES FUND	BUY	11979	1940.8
KOTAKBANK	Kotak Mahindra Bank Limit	WHITEOAK CAPITAL EQUITY SAVINGS FUND	BUY	342	1940.8
KOTAKBANK	Kotak Mahindra Bank Limit	WHITEOAK CAPITAL FLEXI CAP FUND	BUY	47915	1940.8

KOTAKBANK	Kotak Mahindra Bank Limit	WHITEOAK CAPITAL LARGE AND MID CAP FUND	BUY	12663	1940.8
KOTAKBANK	Kotak Mahindra Bank Limit	WHITEOAK CAPITAL LARGE CAP FUND	BUY	7187	1940.8
KOTAKBANK	Kotak Mahindra Bank Limit	WHITEOAK CAPITAL MULTI ASSET ALLOCATION FUND	BUY	12321	1940.8
KOTAKBANK	Kotak Mahindra Bank Limit	WHITEOAK CAPITAL MULTI CAP FUND	BUY	11979	1940.8
KOTAKBANK	Kotak Mahindra Bank Limit	WHITEOAK CAPITAL MUTUAL FUND	BUY	219547	1940.8
KOTAKBANK	Kotak Mahindra Bank Limit	WHITEOAK CAPITAL SPECIAL OPPORTUNITIES FUND	BUY	104894	1940.8
KOTAKBANK	Kotak Mahindra Bank Limit	WHITEOAK CAPITAL TAX SAVER FUND	BUY	2738	1940.8
LAXMICOT	Lax mi Cotspin Limited	RAJURI STEELS & TMT BARS PRIVATE LIMITED	BUY	100000	24.72
LAXMICOT	Lax mi Cotspin Limited	SAFFORD MERCANTILE PVT LTD	SELL	110000	24.73
OPTIVALUE	Optivalue Tek Consult Ltd	ANUP GUPTA	BUY	241600	103.18
OPTIVALUE	Optivalue Tek Consult Ltd	GOPI KISHAN MALANI	BUY	200000	103.6
OPTIVALUE	Optivalue Tek Consult Ltd	L7 HITECH PRIVATE LIMITED	BUY	316800	103.6
OPTIVALUE	Optivalue Tek Consult Ltd	PG FOILS LIMITED	BUY	648000	104.32
PSRAJ	P S Raj Steels Limited	VIKASA INDIA EIF I FUND - SHARE CLASS P	SELL	40000	145.13
PAISALO	Paisalo Digital Limited	EQUILIBRATED VENTURE CFLOW PRIVATE LIMITED	BUY	4604670	37.48
POLYSIL	Polysil Irrigation Syst L	YAGNIK BHARATKUMAR TANK	BUY	16000	193.95
POLYSIL	Polysil Irrigation Syst L	YAGNIK BHARATKUMAR TANK	SELL	114000	186.35
DIAMONDYD	Prataap Snacks Limited	SARAVANA SECURITIES D.SATHYAMOORTHY	SELL	130000	998.81
RNPL	Renol Poly chem Limited	NORTH STAR OPPORTUNITIES FUND VCC-BULL VALUE INCORPORAT	SELL	48000	70.5
SARVES-RE	Sarveshwar Foods Limited	CREDENT GLOBAL FINANCE LIMITED	BUY	1587300	0.27
SARVES-RE	Sarveshwar Foods Limited	ROHIT GUPTA	SELL	10494396	0.26
SHANTI	Shanti Overseas (Ind) Ltd	HEMAL ARUNBHAI MEHTA	BUY	67000	9.76
SHRIRAMFIN	Shriram Finance Limited	GOLDMAN SACHS (SINGAPORE) PTE - ODI	SELL	2461744	602.5
SHRIRAMFIN	Shriram Finance Limited	GOLDMAN SACHS BANK EUROPE SE - ODI	BUY	2461744	602.5
SIGMA	Sigma Solve Limited	CNM FINVEST PRIVATE LIMITED .	BUY	62479	467.72
SIGMA	Sigma Solve Limited	CNM FINVEST PRIVATE LIMITED .	SELL	62479	466.79
VBL	Varun Beverages Limited	GOLDMAN SACHS (SINGAPORE) PTE - ODI	SELL	1357949	477
VBL	Varun Beverages Limited	GOLDMAN SACHS BANK EUROPE SE - ODI	BUY	1357949	477
ZTECH	Z-Tech (India) Limited	SANGHAMITRA BORGHAIN	SELL	153000	591.42
ZTECH	Z-Tech (India) Limited	SAPAN ANIL SHAH HUF	BUY	82500	591.13

Disclosure:

Research Reports that are published by Nirmal Bang Securities Private Limited (hereinafter referred to as "NBSPL") are for private circulation only. NBSPL is a registered Research Analyst under SEBI (Research Analyst) Regulations, 2014 having Registration no. INH000001766. NBSPL is also a registered Stock Broker with National Stock Exchange of India Limited, BSE Limited, Metropolitan Stock Exchange of India Limited, Multi Commodity Exchange of India Limited and , National Commodity and Derivative Exchange Limited in Capital Market , Equity and Commodities derivatives segments and Currency Derivatives Segment .

NBSPL has other business divisions with independent research teams separated by Chinese walls, and therefore may, at times, have different or contrary views on stocks and markets.

NBSPL or its associates have not been debarred / suspended by SEBI or any other regulatory authority for accessing / dealing in securities Market since last 20 years. NBSPL, its associates or analyst or his relatives do not hold any financial interest (Except Investment) in the subject company. NBSPL or its associates or Analyst do not have any conflict or material conflict of interest at the time of publication of the research report with the subject company. NBSPL or its associates or Analyst or his relatives may or may not hold beneficial ownership of 1% or more in the subject company at the end of the month immediately preceding the date of publication of this research report.

NBSPL or its associates / analyst has not received any compensation / managed or co-managed public offering of securities of the company covered by Analyst during the past twelve months. NBSPL or its associates have not received any compensation or other benefits from the company covered by Analyst or third party in connection with the research report. Analyst has not served as an officer, director or employee of Subject Company. NBSPL / analyst has not been engaged in market making activity of the subject company.

Analyst Certification: The research analysts and authors of these reports, hereby certify that the views expressed in this research report accurately reflects my/our personal views about the subject securities, issuers, products, sectors or industries. It is also certified that no part of the compensation of the analyst(s) was, is, or will be directly or indirectly related to the inclusion of specific recommendations or views in this research. The analyst(s) principally responsible for the preparation of this research report and has taken reasonable care to achieve and maintain independence and objectivity in making any recommendations.

Disclaimer:

The Research Report is for the personal information of the authorized recipient and does not construe to be any investment, legal or taxation advice. NBSPL is not soliciting any action based upon it. Nothing in the research report shall be construed as a solicitation to buy or sell any security or product, or to engage in or refrain from engaging in any such transaction. In preparing the research report, we did not take into account the investment objectives, financial situation and particular needs of the reader.

The research report has been prepared for the general use of the clients of NBSPL and must not be copied, either in whole or in part, or distributed or redistributed to any other person in any form. If you are not the intended recipient you must not use or disclose the information in the research report in any way. Though disseminated to all the customers simultaneously, not all customers may receive the research report at the same time. NBSPL will not treat recipients as customers by virtue of their receiving the research report. The research report is not directed or intended for distribution to or use by any person or entity resident in a state, country or any jurisdiction, where such distribution, publication, availability or use would be contrary to law, regulation or which would subject NBSPL & its group companies to registration or licensing requirements within such jurisdictions.

The report is based on the information obtained from sources believed to be reliable, but we do not make any representation or warranty that it is accurate, complete or up-to-date and it should not be relied upon as such. We accept no obligation to correct or update the information or opinions in it. NBSPL or any of its affiliates or employees shall not be in any way responsible for any loss or damage that may arise to any person from any inadvertent error in the information contained in the research report. NBSPL or any of its affiliates or employees do not provide, at any time, any express or implied warranty of any kind, regarding any matter pertaining to this report, including without limitation the implied warranties of merchantability, fitness for a particular purpose, and non-infringement. The recipients of the research report should rely on their own investigations.

This information is subject to change without any prior notice. NBSPL reserves its absolute discretion and right to make or refrain from making modifications and alterations to this statement from time to time. Nevertheless, NBSPL is committed to providing independent and transparent recommendations to its clients, and would be happy to provide information in response to specific client queries.

Before making an investment decision on the basis of research report, the reader needs to consider, with or without the assistance of an adviser, whether the advice is appropriate in light of their particular investment needs, objectives and financial circumstances. There are risks involved in securities trading. The price of securities can and does fluctuate, and an individual security may even become valueless. International investors are reminded of the additional risks inherent in international investments, such as currency fluctuations and international stock market or economic conditions, which may adversely affect the value of the investment. Opinions expressed are subject to change without any notice. Neither the company nor the director or the employees of NBSPL accept any liability whatsoever for any direct, indirect, consequential or other loss arising from any use of the research report and/or further communication in relation to the research report. Here it may be noted that neither NBSPL, nor its directors, employees, agents or representatives shall be liable for any damages whether direct or indirect, incidental, special or consequential including lost revenue or lost profit that may arise from or in connection with the use of the information contained in the research report.

Copyright of this document vests exclusively with NBSPL.

Our reports are also available on our website

Registration granted by SEBI and certification from NISM in no way guarantee performance of NBSPL or provide any assurance of returns to investors.

Nirmal Bang Research (Division of Nirmal Bang Securities Pvt. Ltd.)

B-2, 301/302, Marathon Innova,
Opp. Peninsula Corporate Park
Off. Ganpatrao Kadam Marg
Lower Parel(W), Mumbai-400013
Board No. : 91 22 6723 8000/8001
Fax. : 022 6723 8010